



ಬೃಹತ್ ಬೆಂಗಳೂರು ಮಹಾನಗರ ಪಾಲಿಕೆ
Bruhat Bengaluru Mahanagara Palike



BBMP COVID-19 WAR ROOM 28.08.2022

BBMP / COVID-19 WAR ROOM / BULLETIN – 888 /28.08.2022 / #BBMPfightsCOVID19



OVERVIEW OF COVID-19 IN BENGALURU



CASE TRENDS

ACTIVE CASES **4,911**

Confirmed Cases

429

18,63,210 #

Recovered Cases

646

18,41,317 #

Death Cases

0

16,982 #



HOSPITALIZATION

55

ICU – V

2

ICU

14

HDU

2

General

37

INCLUDES GOVT. QUOTA AND PRIVATE WALK-IN HOSPITALIZATION



VACCINATION

8,573

2,04,73,122 #

First Dose

361

96,69,932 #

Second Dose

1,097

94,53,474 #

Precaution Dose

7,115

12,31,357 #



TRIAGING

MTU

10

Tele Triage

524



ACTIVE CLUSTERS

9

Budding Clusters
(<5 Cases)

9

Clusters (> 5 cases)

0



TESTING

13,554

3,14,67,499 #

RAT

2,540

RTPCR

11,014

Positivity : 5.10%

*FOR LAST 7 DAYS

: indicates cumulative numbers till date



ABSTRACT OF COVID-19 SCENARIO IN BENGALURU


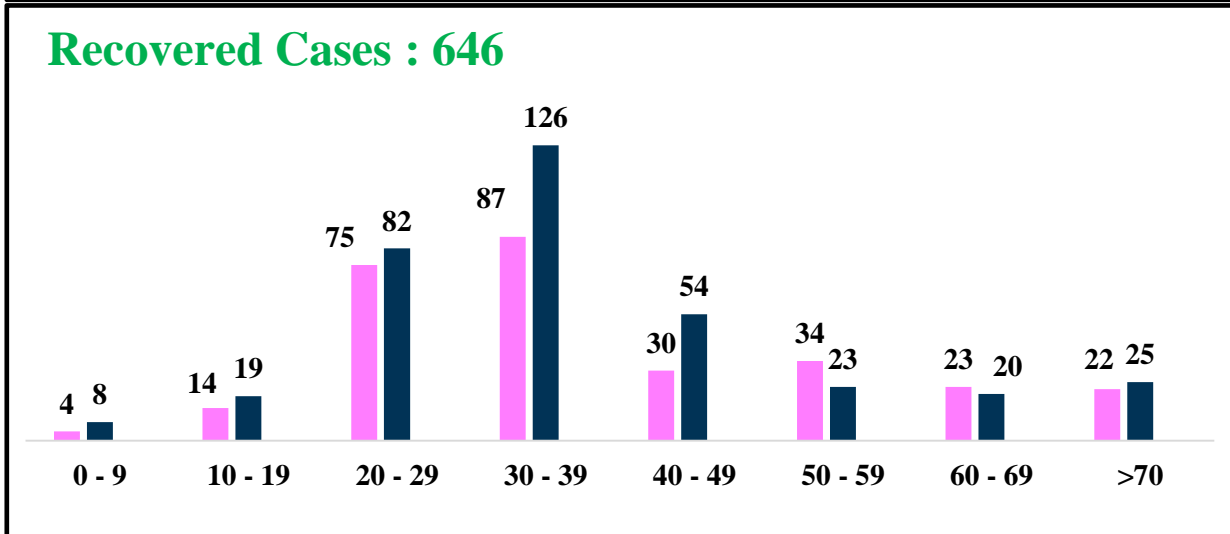
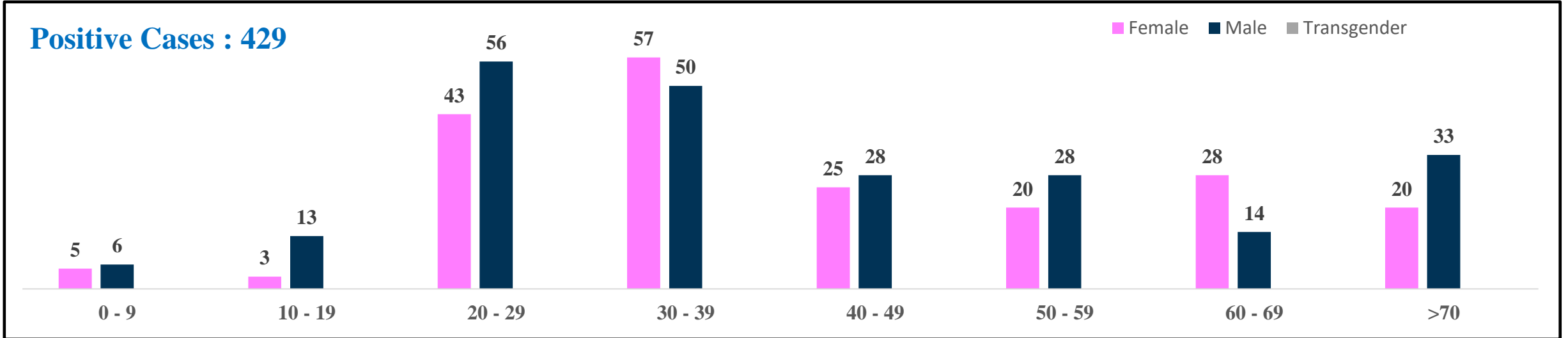


	MALE			FEMALE			TRANSGENDER			TOTAL		
	Last 24 Hours	Last 7 Days	Cumulative	Last 24 Hours	Last 7 Days	Cumulative	Last 24 Hours	Last 7 Days	Cumulative	Last 24 Hours	Last 7 Days	Cumulative
Positive Cases	228	2,790	10,98,459	201	2,403	7,63,859	0	0	196	429	5,193	18,63,210
Recovered Cases	357	4,060	10,84,799	289	3,472	7,56,425	0	0	186	646	7,532	18,41,317
Death Cases	0	0	10,754	0	1	6,224	0	0	4	0	1	16,982
Total Tests Done	In Last 24 hrs. : 13,554			In last 7 days : 1,01,731			Cumulative : 3,14,67,499					
Vaccine Doses Administered	In Last 24 hrs. : 8,573			In last 7 days : 49,518			Cumulative : 2,04,73,122					
ACTIVE CASES									4,911			

*Covid deaths occurred today : 00 | Covid deaths occurred beyond last 24hrs., reported today : 00

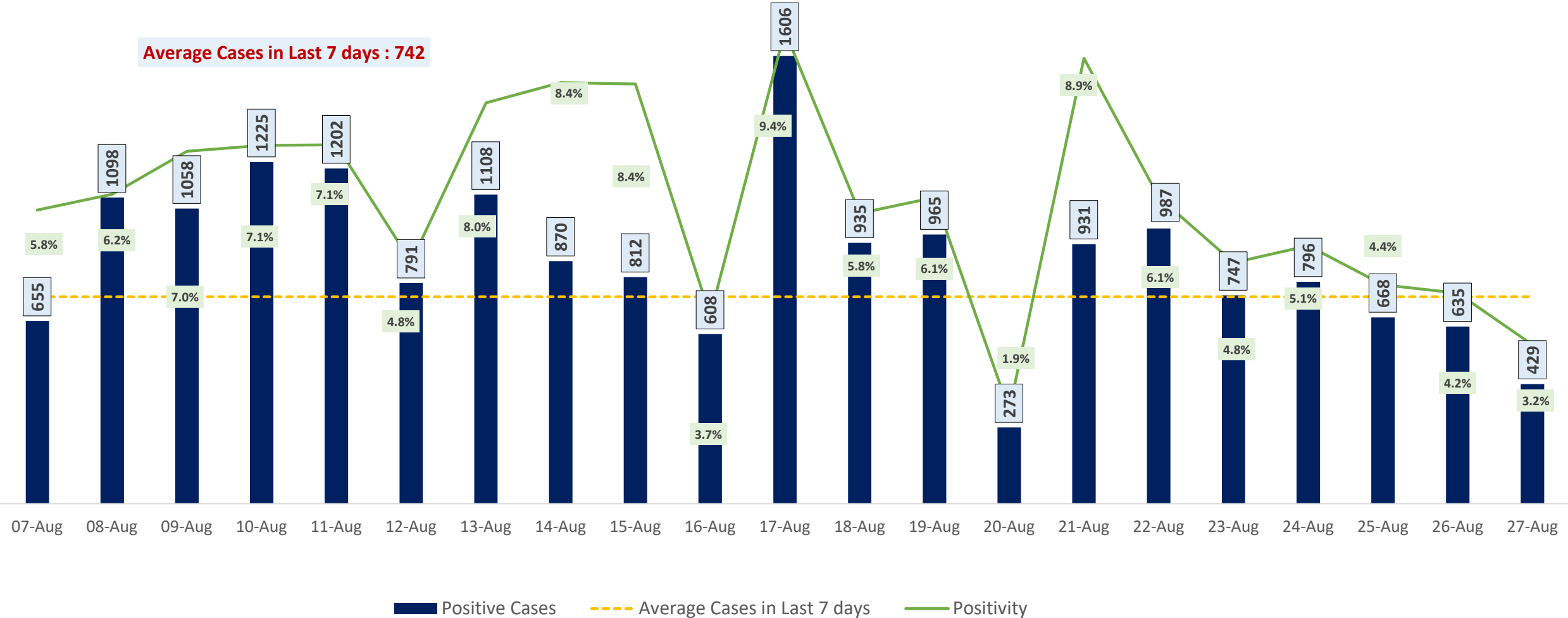


LAST 24 HOURS AGE GROUP AND GENDER WISE DISTRIBUTION





POSITIVITY RATE OF BENGALURU – LAST 21 DAYS

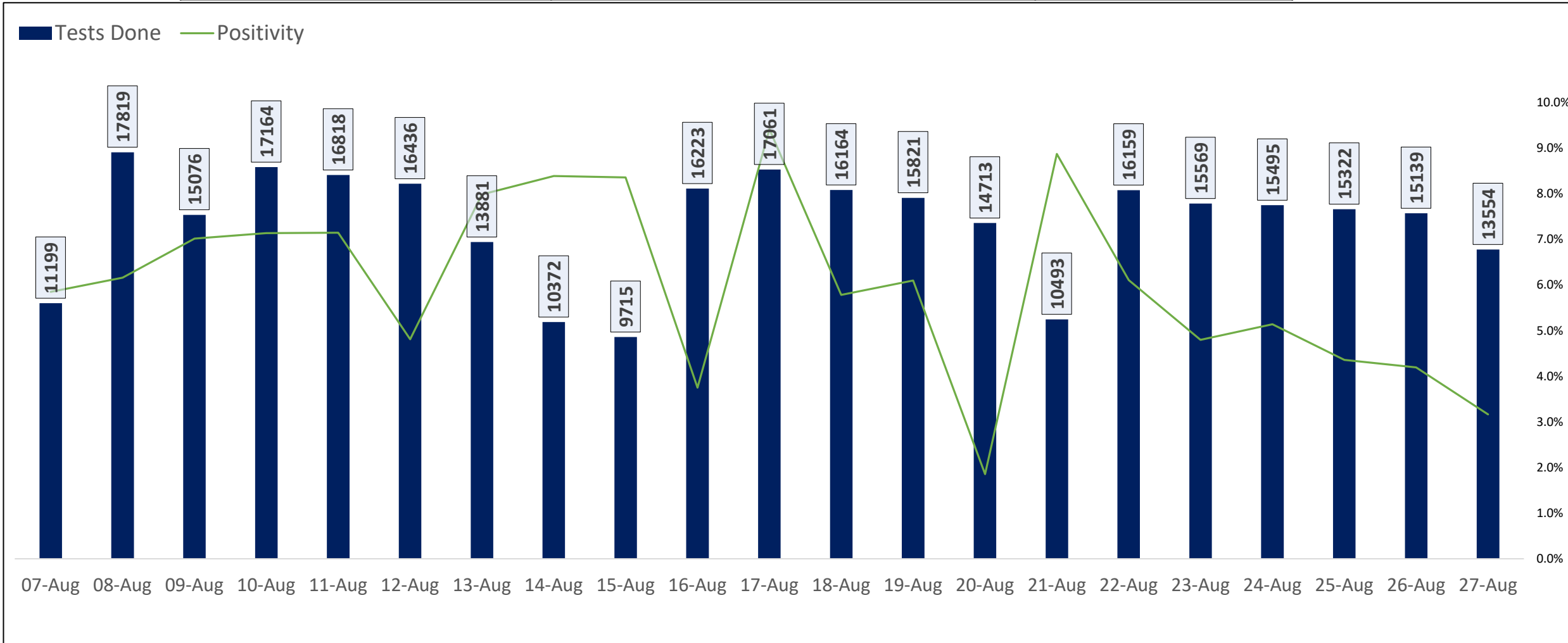




TESTING TRENDS IN BENGALURU

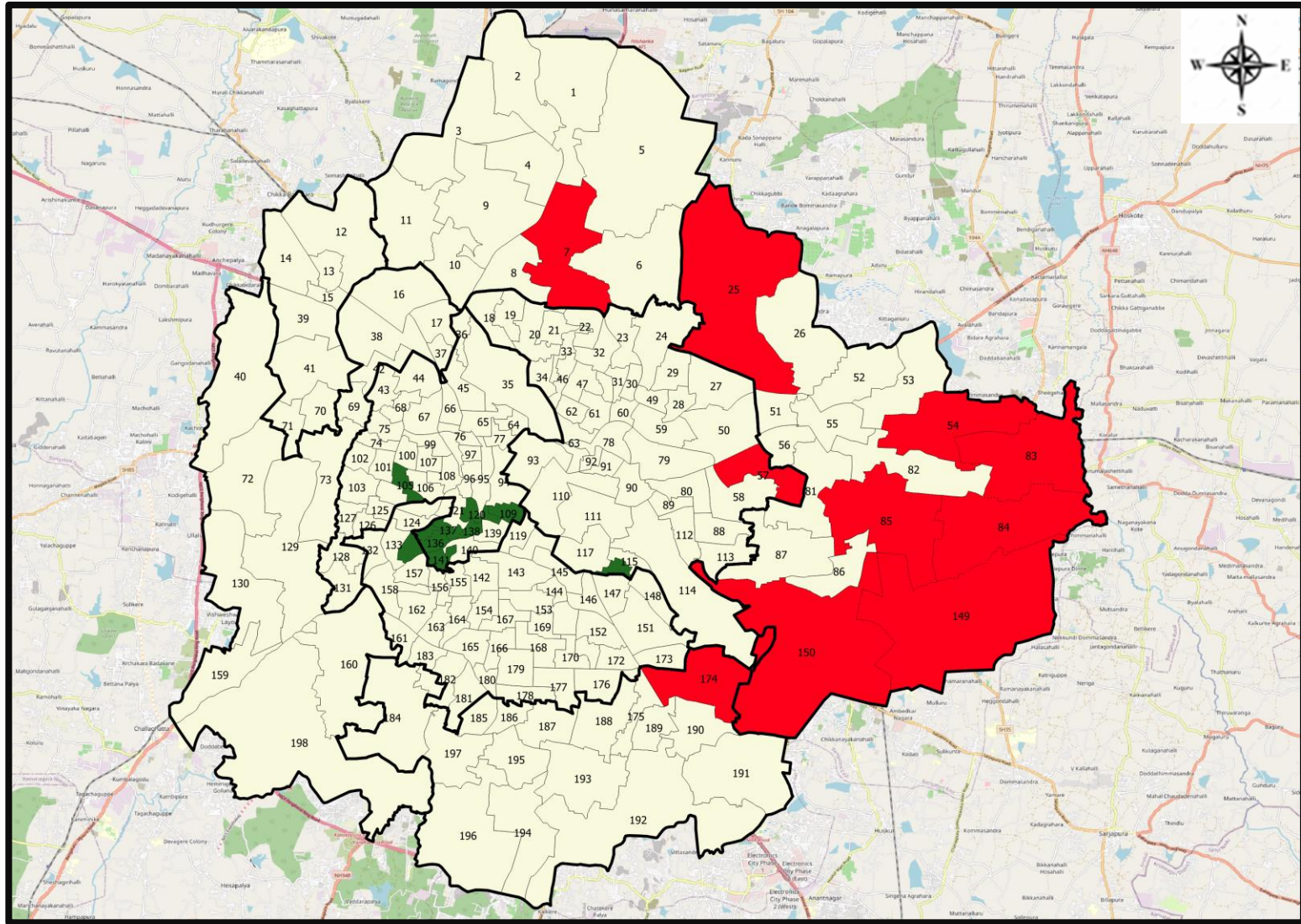


Total Test Conducted Till Date	Test Conducted Last 24 hours	Last 7 Days Average
3,14,67,499	13,554	14,533





BENGALURU URBAN MAP SHOWING TREND OF POSITIVE CASES IN LAST 7 DAYS



Top 10 wards reporting highest number of positive cases in last 7 days

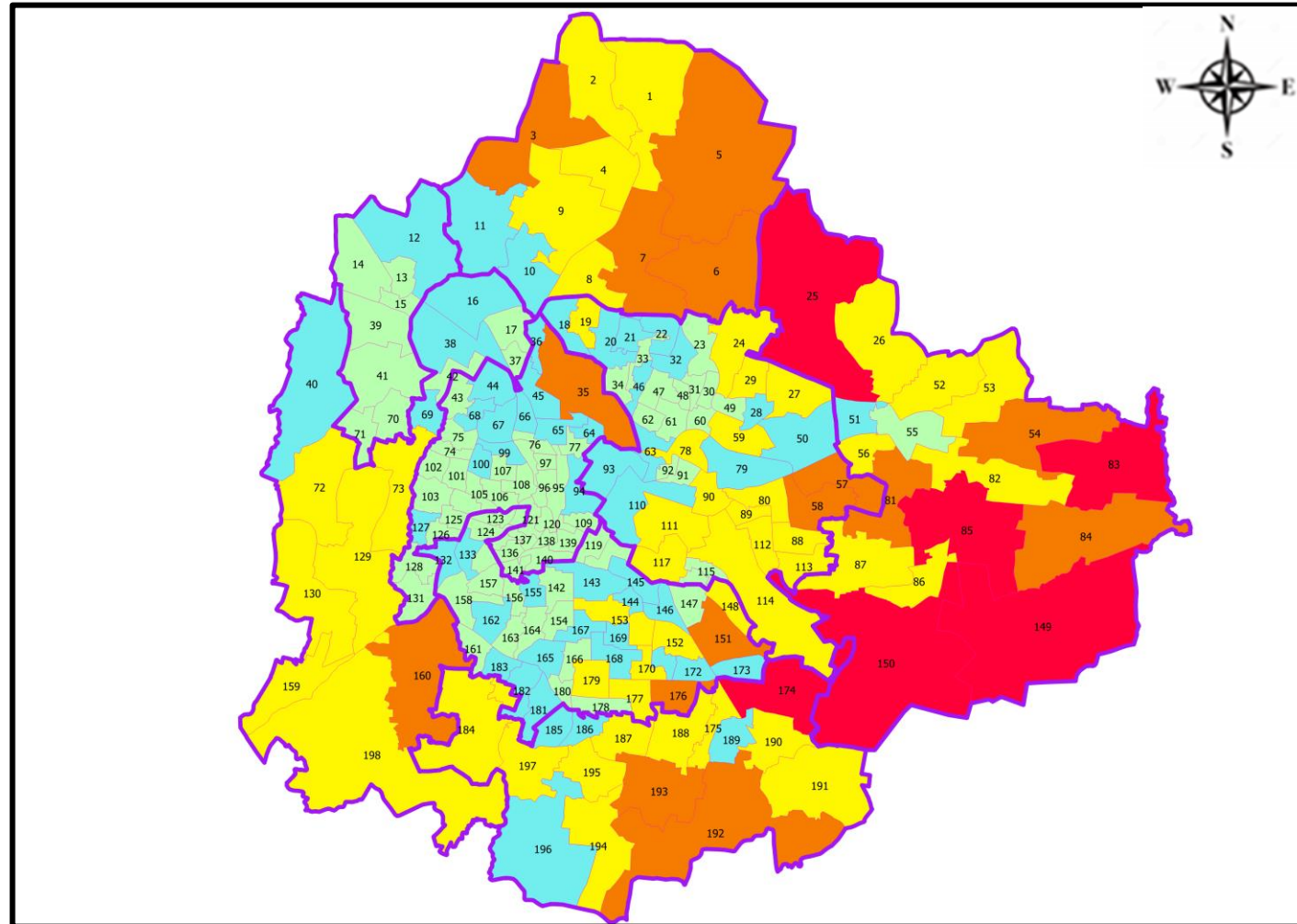
Ward No.	Ward Name	Daily Cases Average
150	Bellanduru	63
85	Dodda Nekkundi	30
83	Kadugodi	27
25	Horamavu	21
149	Varthuru	21
174	HSR Layout	19
84	Hagadur	17
54	Hudi	15
7	Byatarayanapura	15
57	CV Raman Nagar	14







Top 10 wards reporting least number of positive cases in last 7 days

Ward No.	Ward Name	Daily Cases Average
141	Azad Nagar	0
138	Chalavadipalya	0
137	Rayapura	0
136	Jagajivanram Nagar	0
135	Padarayanapura	0
134	Bapuji Nagar	0
120	Cottonpete	0
116	Nilasandra	0
109	Chickpete	0
105	Agrahara Dasarahalli	0



BENGALURU MAP SHOWING INTENSITY OF POSITIVE CASES IN LAST 7 DAYS



-  **Level 1 : 0 to 10 Cases**
-  **Level 2 : 10 to 25 Cases**
-  **Level 3 : 25 to 75 Cases**
-  **Level 4 : 75 to 150 Cases**
-  **Level 5 : More than 150 Cases**
-  **Zone Boundaries**

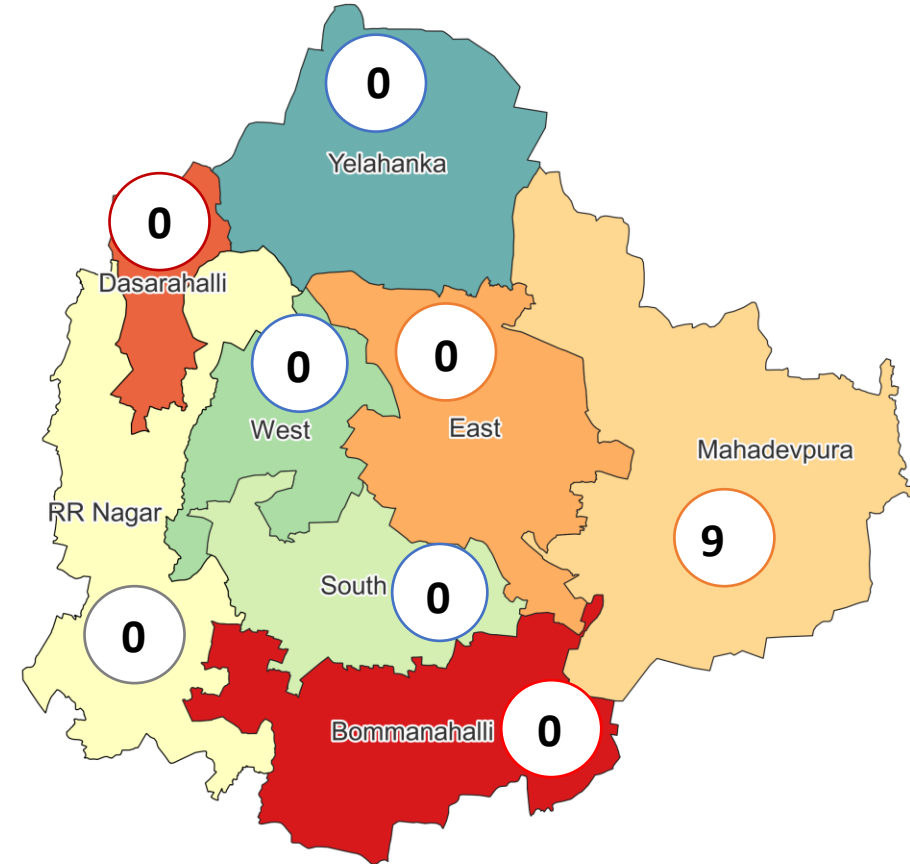


CLUSTER DETAILS



Zone Name	TOTAL CLUSTERS	Budding Clusters	Clusters	Outbreaks
		Less Than 5 Cases	5 To 14 Cases	More Than 14 Cases
BOMMANAHALLI	0 (-)	0 (-)	0 (-)	0 (-)
DASARAHALLI	0 (-)	0 (-)	0 (-)	0 (-)
EAST	0 (-)	0 (-)	0 (-)	0 (-)
MAHADEVPURA	9 (-)	9 (-)	0 (-)	0 (-)
RR NAGAR	0 (-)	0 (-)	0 (-)	0 (-)
SOUTH	0 (-)	0 (-)	0 (-)	0 (-)
WEST	0 (-)	0 (-)	0 (-)	0 (-)
YELAHANKHA	0 (-)	0 (-)	0 (-)	0 (-)
TOTAL	9 (-)	9 (-)	0 (-)	0 (-)

Total Active Clusters



Types of Clusters

Zone Name	Apartments/ Villa	Individual House	Hostels/Quarters	Others	Schools/Colleges
BOMMANAHALLI	0 (-)	0 (-)	0 (-)	0 (-)	0 (-)
DASARAHALLI	0 (-)	0 (-)	0 (-)	0 (-)	0 (-)
EAST	0 (-)	0 (-)	0 (-)	0 (-)	0 (-)
MAHADEVPURA	9 (-)	0 (-)	0 (-)	0 (-)	0 (-)
RR NAGAR	0 (-)	0 (-)	0 (-)	0 (-)	0 (-)
SOUTH	0 (-)	0 (-)	0 (-)	0 (-)	0 (-)
WEST	0 (-)	0 (-)	0 (-)	0 (-)	0 (-)
YELAHANKHA	0 (-)	0 (-)	0 (-)	0 (-)	0 (-)
TOTAL	9 (-)	0 (-)	0 (-)	0 (-)	0 (-)

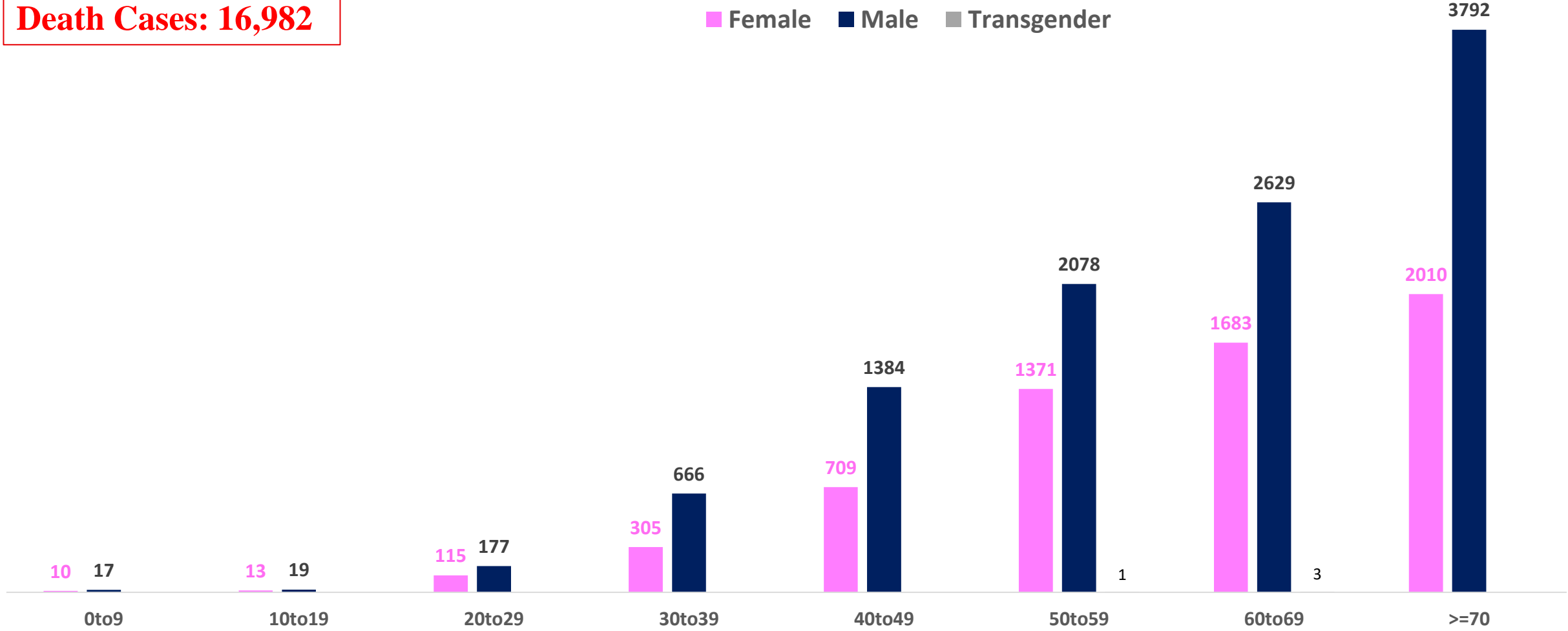
▲▼ : Shows increase and decrease in numbers as compared to previous day



AGE AND GENDER WISE DISTRIBUTION OF DEATH CASES



Death Cases: 16,982





VACCINATION COVERAGE AS ON 27.08.2022



Total Doses Administered

2,04,73,122

▲ 8,573

Total 12-14 years Population : 2.82 Lakhs

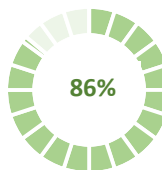
1ST DOSE



2,93,156
Doses administered

▲ 153

2ND DOSE

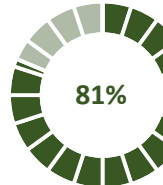


2,42,517
Doses administered

▲ 369

Total 15-18 years Population : 4.42 Lakhs

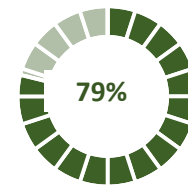
1ST DOSE



3,59,526
Doses administered

▲ 50

2ND DOSE

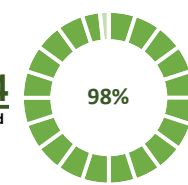


3,48,524
Doses administered

▲ 344

Total adult Population : 91.7 Lakhs

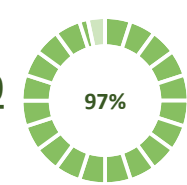
1ST DOSE



90,17,250
Doses administered

▲ 158

2ND DOSE



88,62,433
Doses administered

▲ 393

Priority Group*

Health Care Workers

Dose 1

2,10,387

Doses administered

▲ 1

Dose 2

2,07,108

Doses administered

▲ 0

Frontline Workers

Dose 1

3,81,991

Doses administered

▲ 0

Dose 2

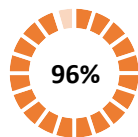
3,73,374

Doses administered

▲ 3

45 – 59 Years Coverage

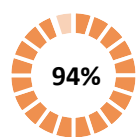
Dose 1



16,95,669
Doses administered

▲ 20

Dose 2

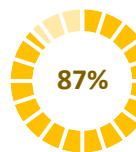


16,73,582
Doses administered

▲ 32

18 - 44 Years Coverage

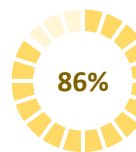
Dose 1



57,48,583
Doses administered

▲ 130

Dose 2



56,43,450
Doses administered

▲ 326

60 + Years Coverage

Dose 1



9,80,620
Doses administered

▲ 7

Dose 2



9,64,919
Doses administered

▲ 32

PRECAUTION DOSE



12,31,357 ▲ 7,115

Doses administered

PRECAUTION DOSES ADMINISTERED

Health Care Workers

95,040

Booster Doses administered

▲ 87

Front Line Workers

1,36,537

Booster Doses administered

▲ 263

60 + Years Coverage

3,85,200

Booster Doses administered

▲ 313

18 + Years Coverage

6,14,580

Booster Doses administered

▲ 6,452

▲ indicates the increase in last 24 hours



COVID-19 SCENARIO IN BENGALURU AND OTHER METROPOLITIAN CITIES



CITY NAME	Positive Cases	Active Cases	Recovered	Deceased	Vaccine Doses Administered
New Delhi	19,98,247	2,906	19,68,888	26,453	3,64,82,097
Bengaluru*	18,63,210	4,911	18,41,317	16,982	2,35,75,247
Mumbai	11,41,786	5,177	11,16,925	19,684	2,20,24,994
Chennai	7,87,134	2,251	7,75,814	9,069	1,11,56,188

Source : <https://dashboard.cowin.gov.in/> at 5:45pm (28.08.2022)
Source : <https://www.covid19bharat.org/> at 5:45pm(28.08.2022)

*includes BBMP & Bengaluru Urban



SNAPSHOT OF COVID-19 CASES IN BENGALURU URBAN



**Total Wards With
< =10 Cases* :
79**

**Tests Conducted
on 27.08.2022:
13,554**

**Recovery
Rate*:
98.82%**

**Total
Active Cases :
4,911**

**Total Vaccinated
on 27.08.2022:
8,573**

**Positivity
Rate* :
5.10%**

**Active
Rate*:
0.26%**

**Case
Fatality Rate* :
0.02%**





*Total positive cases In the past 7 days

*CFR and positivity is for Past 7 days



ಬೃಹತ್ ಬೆಂಗಳೂರು ಮಹಾನಗರ ಪಾಲಿಕೆ
Bruhat Bengaluru Mahanagara Palike



Download BBMP Bulletin	https://apps.bbmpgov.in/covid19/mediabulletin.php
To register for vaccination :	https://selfregistration.cowin.gov.in/
BBMP COVID19 Dashboard:	https://apps.bbmpgov.in/covid19/
Follow us on:	 www.facebook.com/bbmp.comm1/
	 twitter.com/BBMPCOMM
	  BBMPSplHealth


Issued by:


Honorable Chief Commissioner, BBMP
Special Commissioner Health & IT, BBMP
MD, Bengaluru Smart City Limited

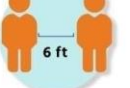
THANK YOU !


ಬೃಹತ್ ಬೆಂಗಳೂರು ಮಹಾನಗರ ಪಾಲಿಕೆ
Bruhat Bengaluru Mahanagara Palike

ಕೊರೋನಾ ಸೋಂಕಿನಿಂದ ಸುರಕ್ಷಿತವಾಗಿರಲು

 **ಮುಖಗವಸು ಧರಿಸಿ**

ಕೈಗಳನ್ನು ತೊಳೆಯಿರಿ 

 **6 ಅಡಿ ಅಂತರ ಪಾಲಿಸಿ**

ಲಸಿಕೆ ಪಡೆಯಿರಿ 

For more information around COVID-19 call the BBMP helpline number 1533

